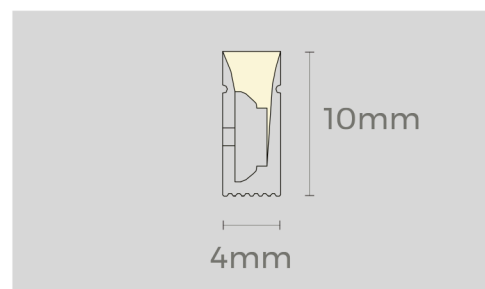
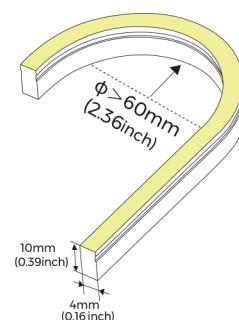


【Features】

- **Light source:** High luminous efficiency.
- **Process & Material:** High light transmittance, environmental silicone material, integrated extrusion molding technology, IP67.
- **Optical Design:** Unique optical light distribution structure design, uniform lighting surface and no shadow.
- **Appearance Design:** Compared with the traditional neon tube or PVC guardrail tube, the silicone material has good flexibility, the simple and stylish appearance, which is exquisite and unique.
- **Product Certification:** CE, ROHS, UKCA.
- **Environmental Features:** Resistance to saline solutions, acids & alkali, corrosive gases and UV.
- **Working/Storage Temperature:** Ta: -25~55°C / 0°C~60°C.
- **Application:** Signage lighting, indoor lighting
- **Warranty: Indoor:** 5 years warranty or working life = 60000H, whichever comes first;




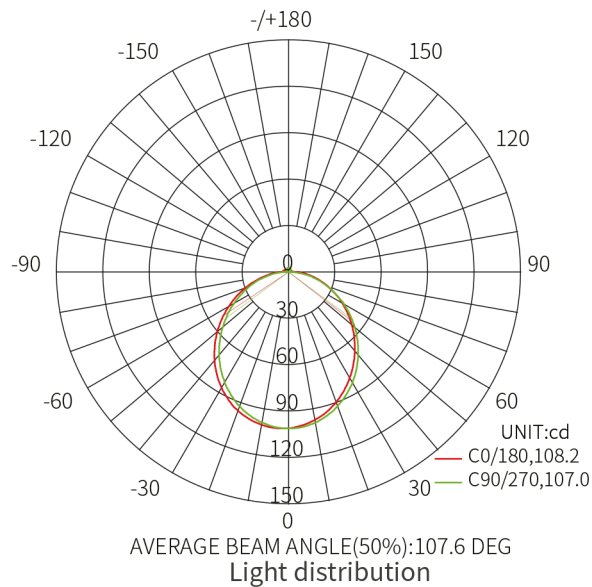
2700 K 3000 K 4000 K



【Basic Parameters】

CCT/colors	CRI	Input voltage (V)	Rated current (A/m)	Rated power (W/m)	MAX power (W/m)	Lumens (LM/m)	Length	Remark
2700K	≥90	24V	0.3 (0.09A/ft)	7.2 (2.19W/ft)	7.9 (2.4W/ft)	270 (82.3LM/ft)	5000mm (16.4ft)	1LED/7.14mm Free Cutting
3000K						285 (86.8LM/ft)		
4000K						280 (85.3LM/ft)		

[Light Distribution]

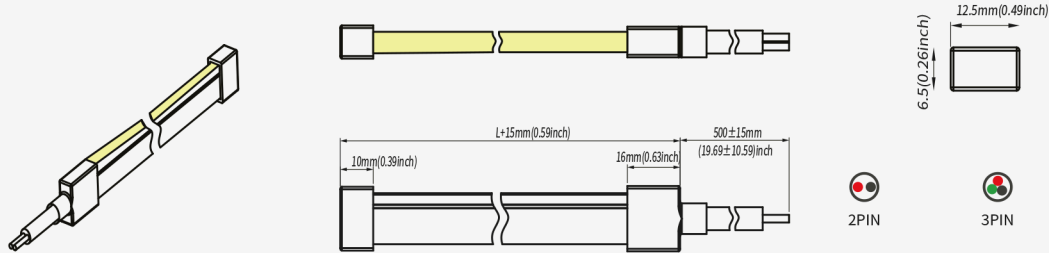


Note: The above data is based on 24V monochrome 4000K color temperature. If you need other models of IES files, please download the corresponding models from the IES database.

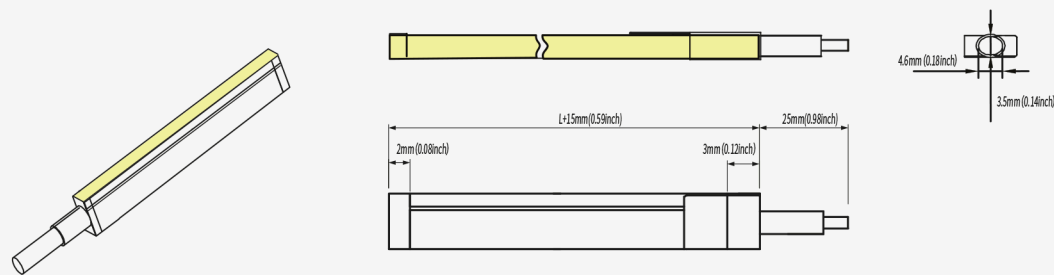
Effective average illuminance

[Product Mechanical Parameters]

• IP65 Glued cap-top outlet



• IP67 No dark cap (ENP) -top outlet



【Precautions】

- Use a 24V DC isolated power supply to drive the neon lamp strip and the ripple wave of constant voltage source shall be less than 5%. It is not allowed to use RC voltage reduction or non-isolated power supply to drive the neon lamp strip.
- In actual applications, 20% of the power supply shall be kept (only 80% of the power is used) to guarantee that sufficient voltage is available to drive the product.
- Attention shall be paid to safe operation. After powering on, it is not allowed to touch the AC power supply to avoid an electric shock.
- Attention shall be paid to the positive and negative poles of the wires during installation and whether the power supply conforms to required voltages to avoid damages.
- Avoid scratching, distortion and irregular bending of the product during installation; otherwise it may cause irreparable damage to the product.
- Please do not bend the strip into an arc with a diameter less than 30mm to ensure the longevity and reliability, the bending diameter too small will damage the product itself.
- If the actual length of application exceeds the specified using length, it will lead to overload heating and uneven brightness.
- To keep the eyes from being harmed, try to avoid staring at the glowing side of the LED strip for a long time.
- Non-professionals are prohibited from installing, disassembling and repairing the product.
- Do not use any acid or alkaline adhesive to fix products (including not limited to glass cement, etc.)
- Products with different IP grade should be used in different environments, the product with IP65 is not suitable for use in water-immersed environment.
- The final color of products with different sizes and specifications is slightly deviated due to structural differences under the same color temperature, which should be confirmed before use.
- Use an isolated power supply of 48VDC to drive the LED strip, and the ripple of the constant voltage source is less than 5%, and you cannot use a resistive capacitive buck, non-isolated and other types of power supply to drive the LED strip.
- Engineering packaging neon strip (20 ~ 50m), please use the cable shed during construction to avoid damage caused by the tensile force of the product.
- Please use professional cutting tools when cutting.
- Due to the characteristics of the silicone material, it is normal for the color of the colloid to change slightly after the neon product is used for a long time.
- It is strictly forbidden to use 502/705 and other adhesives that are prone to chemical reactions with silica gel during construction and installation. It is recommended to use silicone sealant for bonding.
- Long-term storage and the remaining products after cutting and use must be sealed to avoid exposure to organic environments such as aldehydes/benzenes.
- When the product is installed and used, it is recommended that the product as a whole be in the same environment conditions to avoid inconsistent color changes of the product colloid due to differences in product exposure and environmental conditions.
- When using dimmer and dimming power supplies like Triac, etc, conduct compatibility tests on the product, dimmers and power supplies to ensure full compatibility. If any issues arise, contact COLORS for technical support.

